




MOODS<sup>®</sup>

FOR THE LOVE OF CREATIVE LIVING

Let's play with MOODS®

2.



3.


C R E A T I V E ■ D E S I G N F L O O R S



**01**  
TRENDS  
The Inspiration p.6



**02**  
STUDIO  
The Creation p.10



**03**  
MOODS  
The Collection p.24



**04**  
EXTRAS  
The Overview p.130  
The Moduleo® quality p.142  
The Installation p.146  
The Company p.148  
Explore Moduleo® p.152


FOR THE  
LOVE OF...



We have witnessed the popularity of minimalism in interior design. Now we will be surprised by creative, bold and fun interiors. Think vibrant colours, enriched with unlikely mixtures of patterns, materials and shapes, complemented by striking design pieces.

More is more, that's what maximalism is all about. The trend unleashes inner creativity, uses bold statement pieces and values a sense of surrealism in decorating. There are no rules. But the bigger, brighter and busier the better.

6.



# C R E A T I V E - LIVING



7.

We're seeing kaleidoscopic designs pop up in lots of spaces. Geometric patterns are a great way to introduce visual interest. There is something deeply satisfying about them. You don't have to be a math lover to admire them. And they never really go out of style.


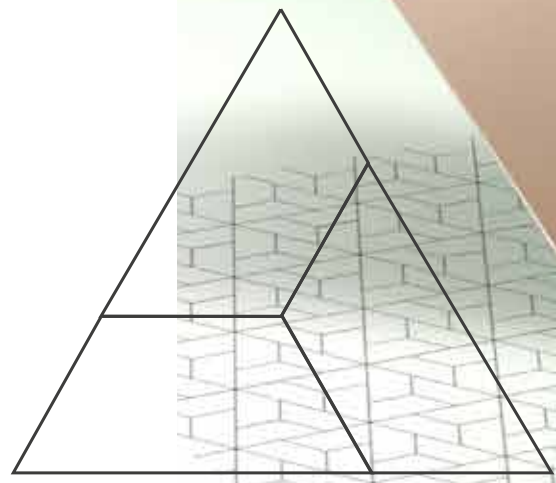
Geometric shapes have become an almost immortal trend. They have been used in interiors and architecture for centuries. Whether they play the role of subtle accent or bold statement, geometric patterns add sophistication, visual harmony and rhythm to any interior.



Coming home to an interior that makes you feel good and promotes positive feelings, is good for your general health and well-being, as thoughts and feelings are easily influenced by the surroundings. Believe it or not, your home can make you happy. So, time to set the right mood.



8.



### Creative design floor collection

If furniture, lighting and decoration can play an accent role in an interior, why not the floor? Our thoughts exactly. So, we created Moods, a contemporary collection with creative designs, from naturally sophisticated to wildly dynamic, but always strikingly expressive. A Moduleo Moods floor is art. And it will definitely change the face of your interior.


### Shapes, patterns and styles

Our creative design floors have lively patterns in which geometric shapes are combined with a selection of wood and stone textures and soft pastel colours from the Moduleo Transform and Impress collections. The result is a unique floor with a very distinctive style and personality – and the signature Moduleo quality: beautiful, practical and durable.

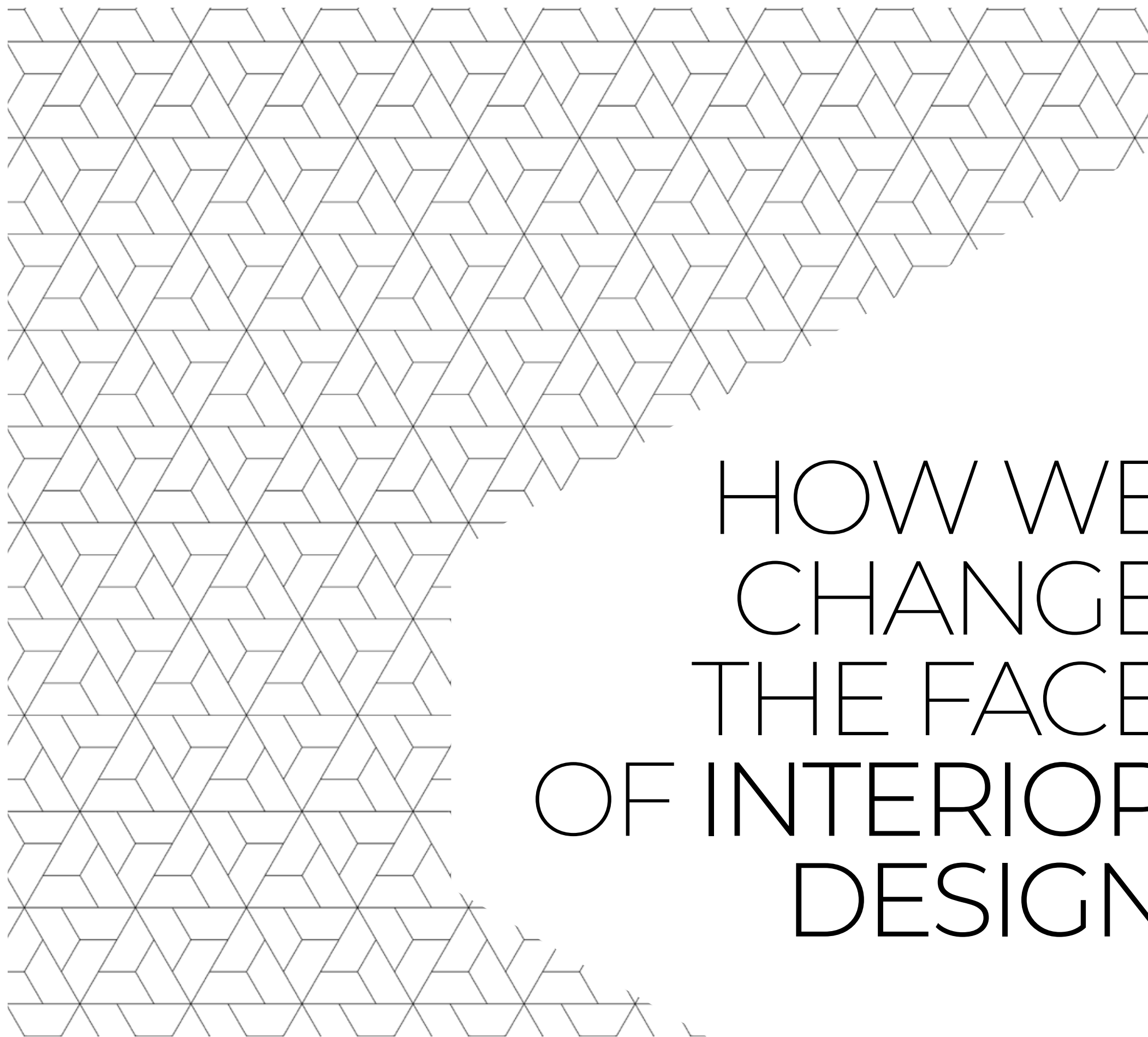


### For those who love creative living

Moduleo Moods is the vinyl floor collection for those who love creative living – people with an eye for beauty and a heart for creativity, who believe that something as ordinary as a floor can become the most extraordinary part of their interior. Can you blame them?



# WE'VE CREATED MOODS



10.

## The Creation.

Welcome to the creative studio – the place where we’ve created Moduleo Moods. Step inside our creative hub, discover the story behind Moduleo Moods and find out how the creative design floors take shape, from the initial idea to the final result, with all building blocks in between.

HOW WE  
CHANGE  
THE FACE  
OF INTERIOR  
DESIGN

# THE IDEA



Philip De Ruyscher  
Design Manager Moduleo

## How creative design floors take shape

At Moduleo, we're constantly researching trends to ensure we put together a contemporary range of beautiful, practical and durable design floors that meet people's needs and expectations. And some people are looking for something unexpected, slightly out of the ordinary even. This simple insight sparked the idea for a creative design floor collection.

Geometric patterns have always been popular in interior design – and they still are. And we have the technology to cut vinyl into specific shapes. So, we started cutting geometric shapes and playing with graphic patterns. By adding wood and stone textures from the Transform and Impress collections, we created new design floors and new interior moods. That's how the Moduleo Moods collection first saw the light of day...

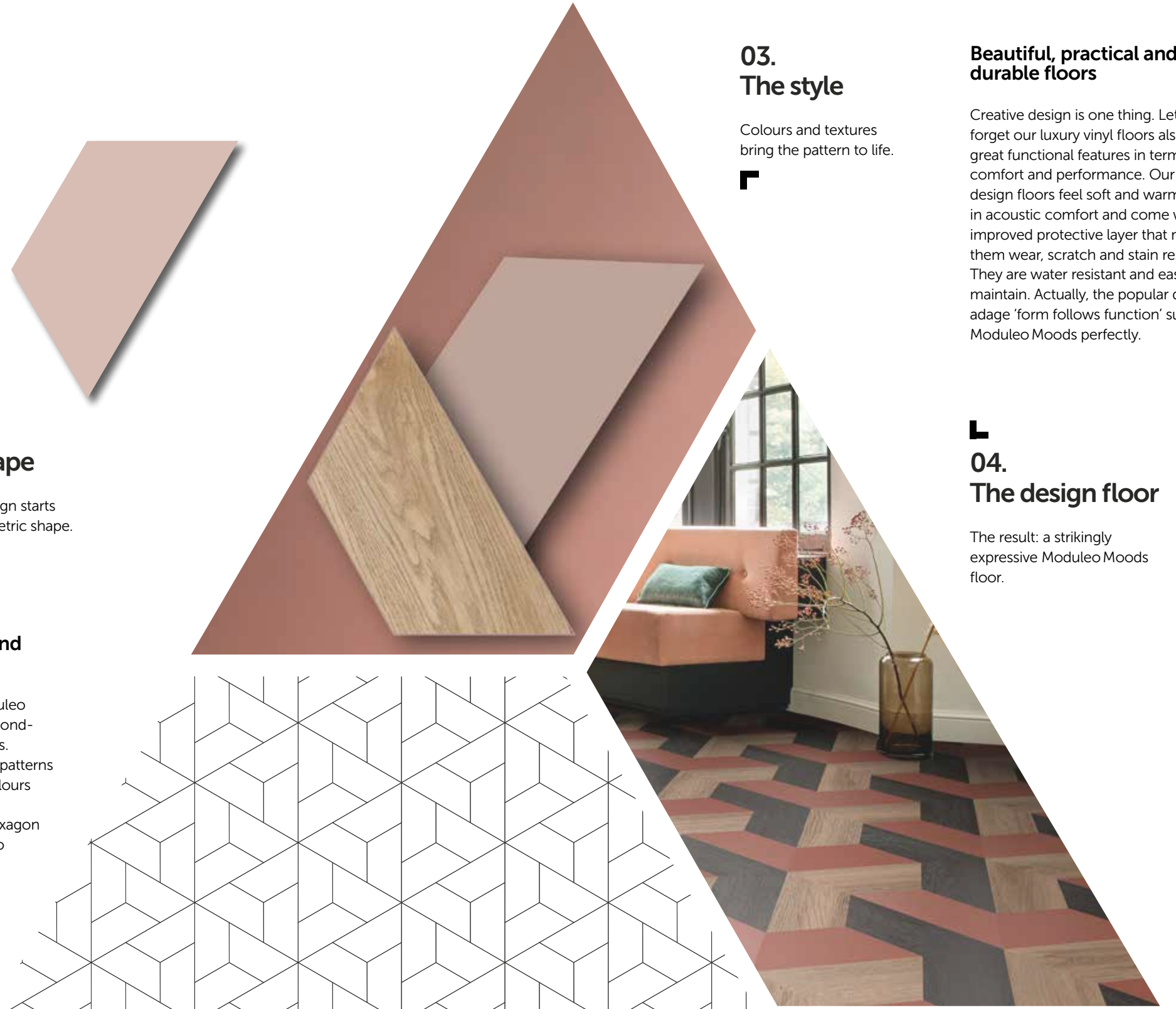
### 01. The shape

Creative design starts with a geometric shape.



### New shapes, patterns and styles

Building on the success of Moduleo Moods, we now present the second-generation creative design floors. Additional shapes, exciting new patterns and a selection of soft pastel colours represent the biggest changes. Two geometric shapes – the hexagon and the diamond – are now also available in a larger size.



### 03. The style

Colours and textures bring the pattern to life.



### Beautiful, practical and durable floors

Creative design is one thing. Let's not forget our luxury vinyl floors also have great functional features in terms of comfort and performance. Our creative design floors feel soft and warm, excel in acoustic comfort and come with an improved protective layer that makes them wear, scratch and stain resistant. They are water resistant and easy to maintain. Actually, the popular design adage 'form follows function' suits Moduleo Moods perfectly.

### 04. The design floor

The result: a strikingly expressive Moduleo Moods floor.

### 02. The pattern

A repetitive combination of geometric shapes.



WE'VE CREATED MOODS®

NOW IT'S TIME TO SET YOURS



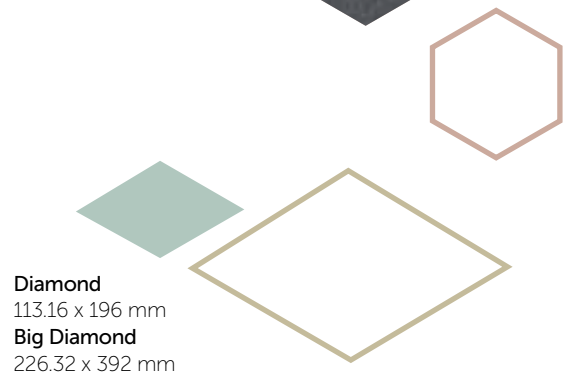

# T H E - S H A P E

NINE SHAPES,  
 COUNTLESS  
 POSSIBILITIES

**Creative design starts with a geometric shape.**

Geometric shapes are the basic building blocks of a creative Moduleo Moods floor. There's a variety of shapes available to choose from, from a simple rectangle to a sophisticated hexagon. What's your favourite? Well, maybe you can't tell just yet. Wait and see what happens when we turn shapes into patterns and add some textures or colours. Within this modular system, the possibilities are endless.

14.




**Two shapes come in a small and a large variant.**

Two popular geometric shapes – the hexagon and the diamond – are now also available in a larger size. You'll see that different shape sizes immediately change the mood and sense of space in a room: bigger shapes radiate both power and peace, while a playful combination of smaller shapes creates more liveliness inside.





TWELVE PATTERNS,  
FROM SIMPLE TO  
SIMPLY INGENIOUS



# THE PATTERN


## A repetitive combination of geometric shapes.

Every Moduleo Moods pattern is built from a repetitive combination of one or more geometric shapes. By interlocking them with each other at different angles, we've created one family of twelve intricate – sometimes even daring – kaleidoscopic patterns.

## From a classic chevron to stylish wickerwork.

Herringbone and chevron patterns are all-time classics and therefore always a good idea – they fit any interior. But here's the surprise: in the Moods collection, they come with a creative twist.

And by introducing new geometric shapes such as trapezoids and parallelograms, we were able to create more wickerwork patterns. According to trend watchers, wickerwork patterns even have the potential to exceed the popularity of herringbone floors.





FROM SINGLE TEXTURES  
TO A MIX OF WOODS,  
STONES AND PASTELS

# T H E - S T Y L E



C R E A T I V E - D E S I G N F L O O R S

ARE YOU  
LOOKING FOR...



Sophisticated  
and never boring?

Just one wood or stone texture.  
A playful combination of both.  
And why not with some colour.  
Every Moods pattern has several  
style variants. Perhaps you've  
already noticed: combining textures  
or colours can make a world of  
difference within the same pattern –  
and by extension your interior.

Or dynamic  
boldness?




19.



Something daring?  
Be brave and go wild.

01. The shape  
02. The pattern  
**03. The style**  
04. The result









# T H E - R E S U L T

## THE DESIGN FLOOR

**A creative design floor sets the mood at home.**

When geometric shapes, playful patterns and different textures or colours come together, a beautiful design floor is born. Every Moduleo Moods floor has its very own style and personality, ready to match with yours. Beautiful design, that's for sure. But Moods also excels in terms of comfort and performance – with the quality Moduleo is known for.

We've created Moduleo Moods. Now it's time to set yours! Find your favourite within a wide collection of creative design floors, from sophisticated to wildly dynamic.

**With the signature  
Moduleo® quality**

23.



- ✓ Excellent acoustic comfort
- ✓ Soft and warm feel
- ✓ Wear, scratch & stain resistant
- ✓ Fully water resistant
- ✓ Easy to maintain
- ✓ Compatible with underfloor heating

107 UNIQUE CREATIVE  
**D E S I G N**

FLOORS

**C R E A T I V E -** DESIGN FLOORS




## The Collection.

Discover the Moduleo Moods collection: browse through 12 distinctive patterns, be inspired by various room settings and select your favourite floor design – there are only 107 creative design floors to choose from, so get started.



IN THE  
MOOD  
FOR  
CREATIVE  
FLOOR  
DESIGN?

SOPHISTICATED...



STYLE ■ SOPHISTICATED

26.



...BUT  
NEVER  
BORING




27.





# A DYNAMIC BOLDNESS



28.


29.



BE  
BRAVE





30.



STYLE ■ WILD

31.




GO  
WILD



# Meet the patterns.

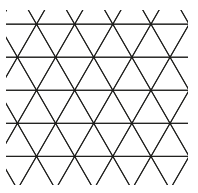
32.



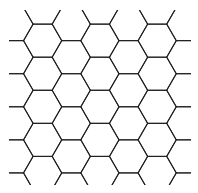
WICKER




CHEVRON





TRIANGLES



BIG  
HEXAGON

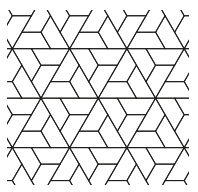


ARROW




DIAMOND  
CUBES

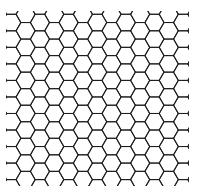
33.




VORTEX



MESH



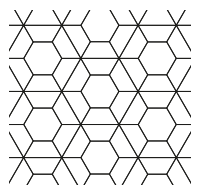
HEXAGON



BIG  
DIAMOND




HERRING  
BONE



PEPPER

34.



Full pattern: 3.5 x 3.5 m




TWO  
SHAPES.  
ONE  
PATTERN.

A central hexagon flanked by interlaced parallelograms. Wicker is made up of two shapes that fit so well together, it's like they were made for each other. They work together like a floor should work with your interior, forming a captivating pattern. Refined, yet full of character.

W I C K  
E R .

36.



37.

INTERTWINED.  
LIKE WICKER.

The intriguing sequence resembles a woven texture. Intertwined and interlaced, like Wicker. Adding warmth and texture to any space. Complex, but no less soothing to the eye. Liven up the room by playing with contrasting colours and textures, or go for a classy yet lively tone-on-tone pattern.






THE MOOD

# WICKER

38.


Wicker is the pattern in which colours and textures meet – expressively so. Depending on your preferred colour combination, it's either the hexagon or the parallelogram that catches the eye. Made up of exclusively natural hues, Wicker adds an organic vibe to the room. Its wooden hues and stone textures fit together like they would in a natural landscape.



WOODEN HUES  
AND STONE  
TEXTURES



40.




WICKER 268

The Wicker floor finds its place in any type of room, always offering the many advantages of luxury vinyl. In the living room, you'll enjoy its warmth and softness. In the kitchen, you'll enjoy its convenience and durability. The stylish appearance of Wicker, for you to enjoy anywhere.



WICKER 266





Full pattern: 3.5 x 3.5 m


42.

# CHEVRON. V R O N .

OF THE  
SAME  
STRIPE.



43.



The alternating V-shapes in the Chevron arrangement create interesting patterns, playing with lines and stripes. Evenly coloured tiles in a zigzag pattern or vertical stripes of the same colour? You choose how much contrast you want to add. Serious or playful, both are possible.

44.



45.






## NATURAL HUES & WOOD TONES.

The Chevron pattern works in all kinds of colour combinations. Mixing hues of wood creates an organic atmosphere with a dynamic touch. Even when using multitextured combinations, the look and feel will stay natural. Tone-on-tone variations are more subtle, but no less interesting.









46.

47.

ZIGZAG,  
STRIPES OR  
BOTH?







CHEVRON 263



CHEVRON 101



CHEVRON 262




CHEVRON 304




CHEVRON 103



The Chevron pattern is presented in several colours: from intensely dark to classy pale, from warm brown to cool grey. The grain and nerves in the wood provide an interesting texture, without losing the serenity that we can expect from a wooden floor.




CHEVRON 418



CHEVRON 419



50.



# TRIANGLES LES.



51.

## GEOMETRY HAVING FUN.

The triangle is at the base of many geometrical motifs. In our Triangles pattern, it's the fundamental building block. Taking the lead role, it guides the eye and fills the room with character. Playing with different tones of wood, the result is natural yet graphic.



Multi-  
coloured /

52.



53.




## SETTING THE TONE WITH CONTRAST.

The triangle shape comes in three warm wooden tones, with which we created three unique multitextured patterns: a lively colour combination for every personality. The high contrast sets the tone while at the same time, it provides the perfectly complimenting background for your furniture.






TRIANGLES 363



In the Triangle Twin Tip pattern, it's all about the balance between light and dark. The colour palette, made up of three wooden hues, fits perfectly in contemporary interiors with modern elements such as concrete walls and minimal furniture. Its playful pattern energises sober decors, while the wooden look makes any room feel warmer. It also adds a natural touch, which can be emphasised by adding greenery and plants.

56.



Full pattern: 3.5 x 3.5 m

# VORTEX.





57.

ONE  
SHAPE.  
ONE  
PATTERN.

Behold the power of the trapezoid. Combine three of them and you get a triangle, the base for the swirling Vortex pattern. Lively and fierce when combined with the same wood design. Unusually dynamic when composed with different textures. Either way, it pulls your eyes right into the design.



58.



59.


# SWIRL AROUND IN A VORTEX OF COLOURS.

Liking the Vortex pattern is one thing. The combination of different wood and stone textures or striking trend colours is another. The result? Repetitive geometric designs for a refined graphic signature in your interior. Intriguing and inviting at the same time.



CREATIVE  
DESIGN FLOORS


60.



61.








VORTEX 368

## WHEN SHAPES DANCE ACROSS THE FLOOR.

Refined and sophisticated: that's what characterises the Vortex pattern. Its pure colour palettes and single-coloured compositions deliver an intriguing effect – the wooden nerves guiding the eye across the floor. The trapezoid shape seems to be dancing across the room. Vortex brings softness and warmth, in harmony with the natural features of luxury vinyl.


63.

VORTEX 368



VORTEX 369



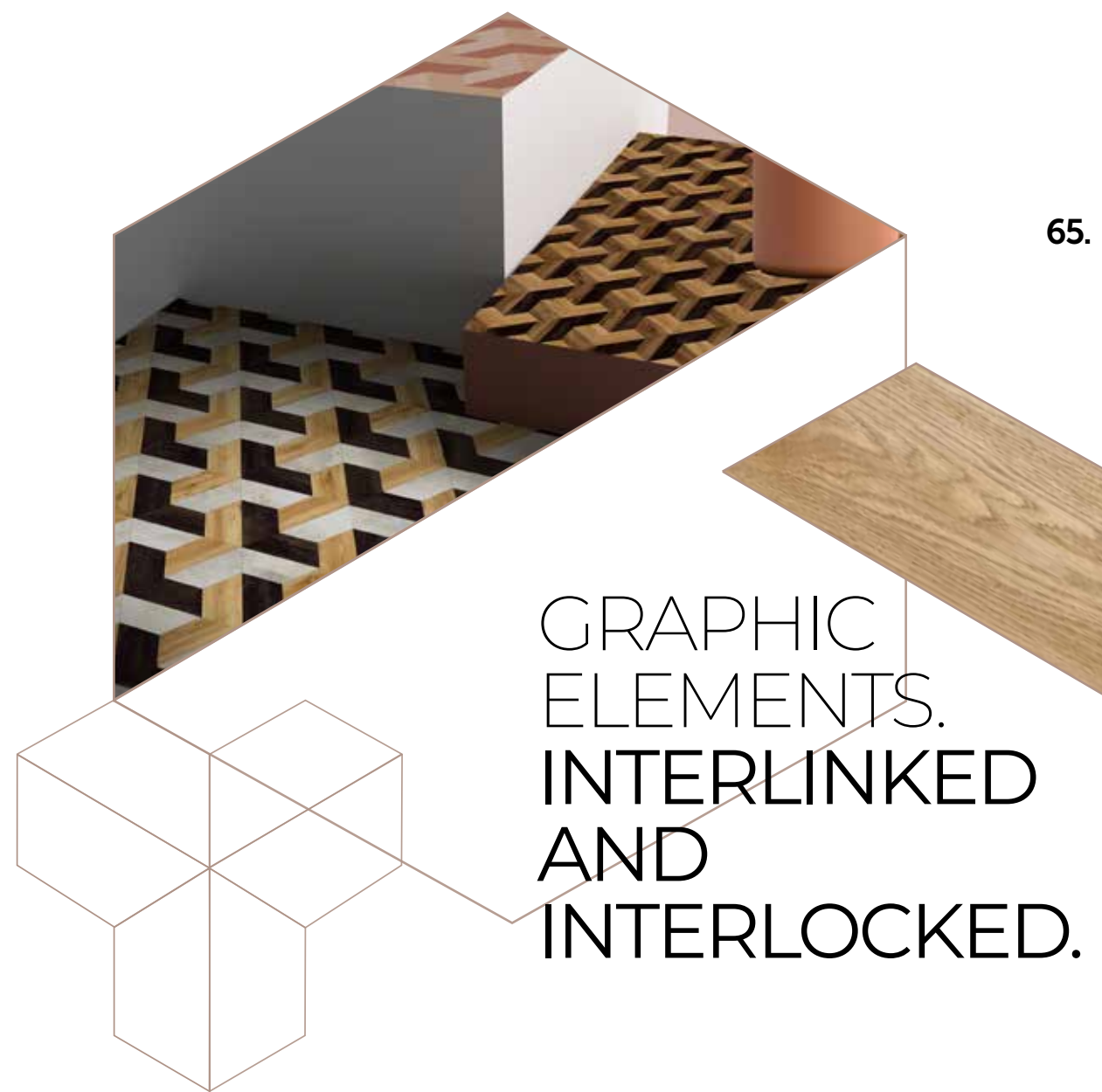


Full pattern: 3.5 x 3.5 m

64.

# MESH.

Mesh breathes creativity. Multicoloured parallelograms form tripod-like shapes, cleverly puzzled together into a network of graphic elements. The contrasting colours and textures create a 3D-like effect that really makes the floor stand out. An expressive pattern that truly brings a space to life.



65.


GRAPHIC  
ELEMENTS.  
INTERLINKED  
AND  
INTERLOCKED.



66.



67.



SUBTLE,  
OUTSPOKEN  
OR SIMPLY  
STRIKING.

This unique pattern comes in different colour combinations: subtle with wood tones exclusively, more outspoken with an extra hue of grey, or simply striking with a popping dash of pink. Invigorate your room by matching your furniture and design accessories to the colours in the floor. For a warm welcome that appeals to you from the moment you enter.







SHAPES  
FORMING  
NEW  
SHAPES

**C R E A  
T I V E .**  
DESIGN FLOORS

68.



69.



MESH 291

MESH 292

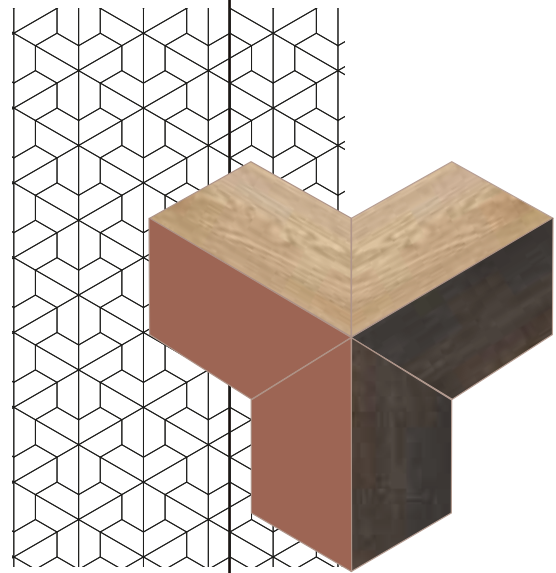
MESH 288

MESH 289

MESH 290


MESH 416





The Mesh pattern allows you to cleverly play with colour. Made up of wooden textures, pink accents and grey tones, Mesh offers a combination for anyone who wants to pour their personality into their interior. The patchwork of colours and textures serves as a true eyecatcher. Mesh's presence helps filling up rooms that might otherwise seem empty, adding character along the way.





Full pattern: 3.5 x 3.5 m

72.

# HEXA GON.



## SHOWCASE YOUR PERSONALITY.


Want to get creative? Hexagon lets you showcase your personality, without limits. Sobriety and simplicity meet in the monotextured tiles, where the hexagon shapes add an interesting texture. Imagination runs wild in the multitextured variations. Let your floor do the talking.



74.



75.



5 THEMES.  
27 COMBINATIONS.

Choose between 27 unique colour combinations divided into five different themes. Hexagon Mono is all about simplicity, Hexagon Duo plays with duality. Hexagon Trio and Hexagon Quattro add an extra touch, surprising with a combination of grey and wooden tones. Hexagon Cluster is the true eye-catcher, giving the impression of a pattern within a pattern.

**Mono**

WITH A SINGLE  
TEXTURE FOR  
PURE  
SOPHISTICATION



76.





HEXAGON MONO 317



HEXAGON MONO 316



HEXAGON MONO 320



HEXAGON MONO 319



HEXAGON MONO 318



HEXAGON MONO 321



77.

**C R E A  
T I V E .**  
DESIGN FLOORS





# Duo

PLAYFUL COMBO OF TWO COLOURS AND/OR TEXTURES

80.



81.






HEXAGON DUO 337


82.

Duo

PLAYFUL COMBO OF TWO COLOURS AND/OR TEXTURES



HEXAGON DUO 323



HEXAGON DUO 337

HEXAGON DUO 334

HEXAGON DUO 341

HEXAGON DUO 339

HEXAGON DUO 322

83.


Trio

BOLD COMPOSITION OF THREE COLOURS AND TEXTURES

CREATIVE DESIGN FLOORS




84.



85.

Quattro

DYNAMIC COMBO OF FOUR COLOURS AND TEXTURES





86.


Cluster

SMART CREATION  
OF A PATTERN  
WITHIN A  
PATTERN



87.





Full pattern: 3.5 x 3.5 m

88.

**B I G  
H E X A  
G O N .**

WHEN  
ORGANIC  
AND  
MINIMAL  
MEET.



The Big Hexagon pattern combines the best of both worlds: the honeycomb shape immediately evokes an organic and natural feeling. The geometry and regularity in the pattern make it look and feel modern and minimal. Whatever room you introduce the Big Hexagon into, its intriguing effect quickly swoops in.





90.



91.

SUBTLE OR  
STATEMENT?  
YOUR CHOICE.

Big Hexagon comes in nine different colour variations. Keep it simple with monotextured tiles, of which the cloudy grey ones have a surface almost reminiscent of marble. Or make a statement with the multicoloured compositions that cleverly combine warm wooden hues, darker shades and light grey tones.



92.



CREATIVE  
DESIGN FLOORS



93.








BIG HEXAGON 259



BIG HEXAGON 260



Full pattern: 3.5 x 3.5 m

96.

# A R R O W.

Elegance characterises the Chevron shape. Simple on its own, but when mirrored next to itself, it becomes a dynamic silhouette: the Arrow. Powerful. Guiding the eye, pointing the way. A shape that is classic, but ever so contemporary. Complements any industrial interior and adds a vintage vibe to other decors.



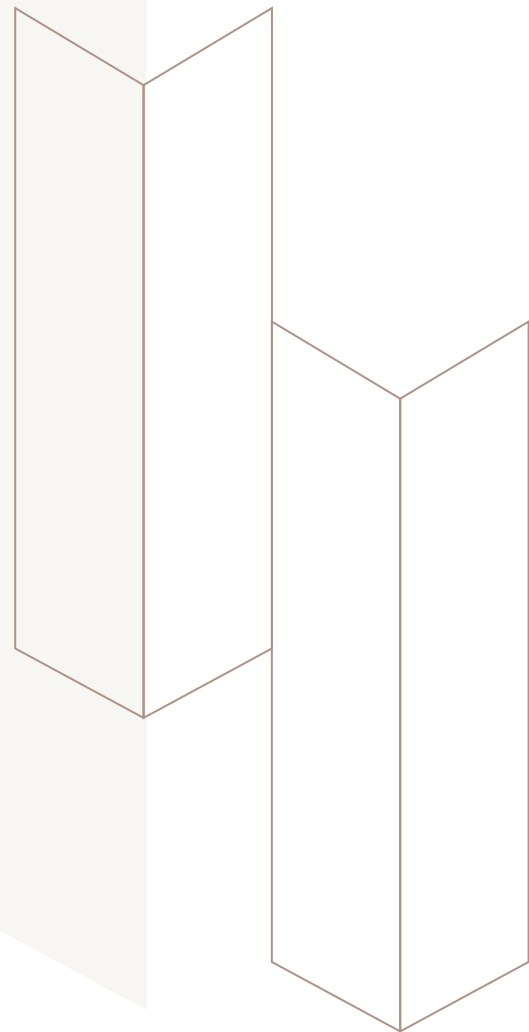
WHEN  
TWO  
BECOME  
ONE.



97.



98.



99.

# STRAIGHT AS AN ARROW.

The Arrow pattern is an interesting adaptation of the classic Chevron motif. Resembling an elongated checker board pattern, it plays with contrast like no other. Choose between two variations: in Arrow Chevron Line, the tiles are aligned. In Arrow Chevron Drop, the positioning of the arrows resembles of a waterfall. Both make up intriguing geometrical patterns, adding an unexpected twist to your interior.




Drop

STAGGERED – FOR A WATERFALL EFFECT



CREATIVE  
DESIGN FLOORS



Line


PERFECTLY ALIGNED  
CHEVRON SHAPES





ARROW LINE 370

## FROM ARROW LINE ...




THE LINE VARIATION OF THE ARROW PATTERN IS IDEAL FOR THOSE LOOKING FOR A CLASSIC YET UNIQUE LOOK. THE CHEVRON SHAPES ALIGNED LINEARLY MAKE FOR AN INTERESTING TILED PATTERN. ELEGANCE WITH A TWIST.

## ... TO ARROW DROP



A NOTEWORTHY TAKE ON THE LINE VARIATION: MEET DROP. ARRANGING SHAPES INTO AN ENTIRELY NEW PATTERN. AN EFFECT THAT IS REINFORCED BY THE HIGH CONTRAST IN COLOURS. FOR A DYNAMIC AND ENERGETIC EFFECT. JUST LIKE A WATERFALL.

104.




Full pattern: 3.5 x 3.5 m

**D I A M O N D**  
**C U B E S**


**SIZE  
DOESN'T  
MATTER.**

The Diamond – the smallest shape in our collection – proves tiles don't have to be big to leave an impression. The interlocked arrangement of the diamonds creates an optical illusion, giving the floor a 3D-like effect that resembles square cubes or staircases. This graphical element is sure to brighten up any room.






106.



107.



PLAYFUL.  
 QUIRKY.  
 CREATIVE.




The different tones in Diamond Cubes seem to form new colours with every combination. Grey and wood leave a cool, refreshing impression, whereas pink and wood combinations bring warmth. A playful effect that fits best in quirky interiors, creative decors and vintage inspired lounges, stylishly decorated with designer furniture.





GREY TONES  
AND WOODEN  
TEXTURES

108.



**C R E A  
T I V E .**  
DESIGN FLOORS






Diamond Cubes is the perfect fit for your bathroom. Made out of luxury vinyl tiles, it is water resistant, protected against temperature changes and incredibly easy to clean and maintain. The Diamond Cubes pattern has all it takes to make your morning routine even more invigorating. A stylish and refreshing design element, sure to liven up your bathroom.



DIAMOND CUBES 325



DIAMOND CUBES 311

DIAMOND CUBES 314

DIAMOND CUBES 313


DIAMOND CUBES 315

DIAMOND CUBES 327

DIAMOND CUBES 325

PINK TONES  
AND WOODEN  
TEXTURES






Full pattern: 3.5 x 3.5 m

112.

**B I G  
D I A M  
O N D .**





113.

**BIG ON  
ATMOSPHERE.**

Simple yet intriguing: the versatility of the Diamond shape continues to amaze. Forming new compositions depending on placement and colour use, the possibilities are endless. The interlocked arrangement creates an optical illusion, giving the floor a 3D-like effect that resembles of square cubes or staircases. This graphical element is sure to brighten up any room.



114.



115.

WITH A  
FLAIR FOR  
THE DRAMATIC.

Imagine the checker board pattern with a new dimension. Literally. The combination of woody hues and grey tones almost gives the floor a dramatic look, with a vibrant contrast between colours and materials. Looking to add more character to your room? This absolute eye-catcher fills any space without effort.









BIG DIAMOND 356

BIG DIAMOND 356



BIG DIAMOND 357

BIG DIAMOND 355



117.



BIG DIAMOND 417


BIG DIAMOND 424

# CREATIVE.

## DESIGN FLOORS

The right flooring adds character to a room. But let's not forget about functionality. Luxury vinyl tiles feel soft and warm to the touch. A cosiness that you can see and feel, especially convenient in the bedroom.



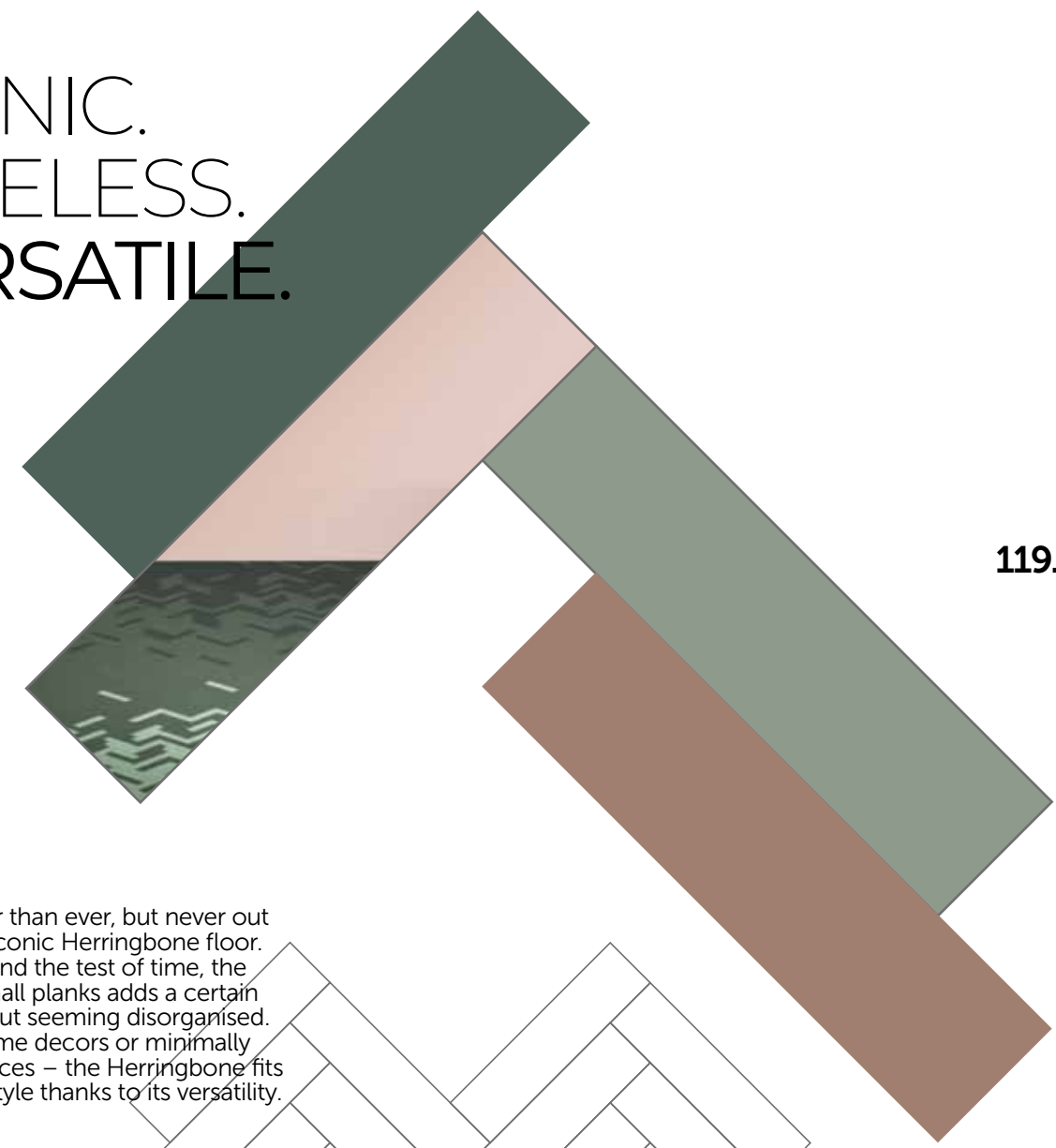


Full pattern: 3.5x3.5 m

118.

THE  
**H E R R I N G**  
**B O N E .**

ICONIC.  
 TIMELESS.  
 VERSATILE.



119.

More popular than ever, but never out of style: the iconic Herringbone floor. Known to stand the test of time, the pattern of small planks adds a certain finesse without seeming disorganised. For rustic home decors or minimally designed spaces – the Herringbone fits any interior style thanks to its versatility.




HERRINGBONE 330



HERRINGBONE 329

**C R E A  
T I V E**  
DESIGN FLOORS



121.


**SOPHISTICATED  
FINESSE IN  
ANY INTERIOR.**

Moods presents two lovely Herringbone patterns in contrasting themes, guaranteed to energise any room. Our green and grey gradient effortlessly complements urban interiors while adding a modern touch. Warmth and cosiness are key elements in our salmon and pink tone-on-tone variation. For an elegant and chic result that fits well in vintage interiors.






HERRINGBONE 329



HERRINGBONE 330



Full pattern: 3.5 x 3.5 m

124.

# WHEN SHAPES PLAY TOGETHER




Pepper plays with shapes. The lively combination of the central hexagon surrounded by trapezoids gives the newly formed shape an almost circular look. For a dynamic effect guaranteed to attract attention, without bringing the space out of balance.



# PEPPER.




126.



## A GAME OF LIGHT AND SHADE

127.



Contrast. Light and shade. So different, yet complementary. Just like salt and pepper. Pepper comes in three variations. Light wood adds a refined touch to the room, where the variation in dark oak brings a profound richness to your decor. Both colours meet in a playful spectacle of light and shade.





PEPPER 359



PEPPER 358



PEPPER 359



PEPPER 360


Pepper offers a style for every personality. The single-coloured variations radiate a subtle sophistication, whereas the duo-coloured variation breathes energy.



## The Overview.

All creative design floors summarised in a clear overview, based on the 12 Moods patterns. This is the moment of truth: browse through the available floor design solutions and select your favourite Moduleo Moods floor.

130.



READY  
TO CHOOSE  
YOUR  
CREATIVE  
DESIGN  
FLOOR?

**Wicker /**



**Wicker 266**  
Country Oak 54991  
Mustang Slate 70998



**Wicker 267**  
Sierra Oak 58346  
Mustang Slate 70998



**Wicker 268**  
Sierra Oak 58346  
Mustang Slate 70928



**Wicker 269**  
Mustang Slate 70928  
Blackjack Oak 22937



**Wicker 274**  
Country Oak 54991  
Mustang Slate 70928



**Wicker 284**  
Mustang Slate 70998  
Blackjack Oak 22937



**Wicker 285**  
Cloud Stone 46244  
Blackjack Oak 22937





**Wicker 286**  
Country Oak 54991  
Country Oak 54991



**Wicker 287**  
Sierra Oak 58346  
Sierra Oak 58346

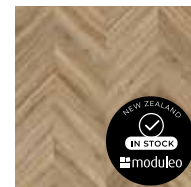
**Chevron /**



**Chevron 101**  
Blackjack 22937



**Chevron 103**  
Country Oak 54991



**Chevron 262**  
Blackjack 22220



**Chevron 263**  
Sierra Oak 58876



**Chevron 304**  
Sierra oak 58346




**Chevron 305**  
Sierra Oak 58346  
Sierra Oak 58876



**Chevron 306**  
Country Oak 54991  
Sierra Oak 58346




**Chevron 307**  
Sierra Oak 58346  
Sierra Oak 58876



**Chevron 308**  
Country Oak 54991  
Sierra Oak 58346



**Chevron 309**  
Sierra Oak 58346  
Sierra Oak 58876



**Chevron 310**  
Country Oak 54991  
Sierra Oak 58876



**Chevron 418**  
Cloud Stone 46134



**Chevron 419**  
Sierra Oak 58346  
Country Oak 54991

**Triangles /**



**Triangles 361**  
Sierra Oak 58346  
Country Oak 54991



**Triangles 362**  
Sierra Oak 58346  
Sierra Oak 58876  
Country Oak 54991



**Triangles 363**  
Sierra Oak 58346  
Sierra Oak 58876  
Country Oak 54991

132.

133.



**Vortex /**



**Vortex 364**  
Country Oak 54991  
Sierra Oak 58346



**Vortex 365**  
Country Oak 54991  
Sierra Oak 58346  
Sierra Oak 58876



**Vortex 366**  
Country Oak 54991  
Sierra Oak 58346  
Cloud Stone 46244



**Vortex 367**  
Desert Crayola 46454  
Desert Crayola 46533  
Desert Crayola 46562



**Vortex 368**  
Sierra Oak 58346



**Vortex 369**  
Country Oak 54991



**Vortex 422**  
Desert Crayola 46533

**Mesh /**



**Mesh 288**  
Country Oak 54991  
Sierra Oak 58346  
Cloud stone 46244



**Mesh 289**  
Country Oak 54991  
Sierra Oak 58346  
Desert Crayola 46562



**Mesh 290**  
Sierra Oak 58346  
Desert Crayola 46533  
Desert Crayola 46562



**Mesh 291**  
Desert Crayola 46533  
Desert Crayola 46562  
Desert Crayola 46454



**Mesh 292**  
Country Oak 54991  
Sierra Oak 58346  
Sierra Oak 58876



**Mesh 416**  
Blackjack Oak 22229  
Blackjack Oak 22937  
Country Oak 54991

**Hexagon /**



**Hexagon Mono 316**  
Sierra Oak 58346



**Hexagon Mono 317**  
Jura Stone 46110



**Hexagon Mono 318**  
Cloud Stone 46854



**Hexagon Mono 319**  
Cloud Stone 46244



**Hexagon Mono 320**  
Mustang Slate 70998



**Hexagon Mono 321**  
Mustang Slate 70928



**Hexagon Duo 322**  
Sierra Oak 58346  
Jura Stone 46110



**Hexagon Duo 323**  
Sierra Oak 58346  
Cloud Stone 46854



**Hexagon Duo 334**  
Sierra Oak 58346  
Cloud Stone 46244



**Hexagon Duo 335**  
Cloud Stone 46854  
Cloud Stone 46244



**Hexagon Duo 336**  
Mustang Slate 70928  
Mustang Slate 70998



**Hexagon Duo 337**  
Desert Crayola 46696  
Desert Crayola 46772



**Hexagon Duo 338**  
Desert Crayola 46616  
Desert Crayola 46696



**Hexagon Duo 339**  
Desert Crayola 46616  
Desert Crayola 46772



**Hexagon Duo 340**  
Desert Crayola 46562  
Desert Crayola 46533



**Hexagon Duo 341**  
Desert Crayola 46562  
Desert Crayola 46454



**Hexagon Duo 342**  
Desert Crayola 46533  
Desert Crayola 46454



**Hexagon Trio 343**

Sierra Oak 58346  
Mustang Slate 70928  
Mustang Slate 70998



**Hexagon Trio 344**

Desert Crayola 46616  
Desert Crayola 46696  
Desert Crayola 46772



**Hexagon Trio 347**

Desert Crayola 46533  
Desert Crayola 46454  
Desert Crayola 46562



**Hexagon Quattro 348**

Sierra Oak 58346  
Jura Stone 46110  
Cloud Stone 46244  
Cloud Stone 46854



**Hexagon Quattro 349**

Sierra Oak 58346  
Desert Crayola 46696  
Desert Crayola 46772  
Desert Crayola 46616



**Hexagon Quattro 350**

Sierra Oak 58346  
Desert Crayola 46562  
Desert Crayola 46533  
Desert Crayola 46454



**Hexagon Cluster 351**

Sierra Oak 58346  
Jura Stone 46110  
Cloud Stone 46244



**Hexagon Cluster 352**

Cloud Stone 46854  
Cloud Stone 46244  
Jura Stone 46110



**Hexagon Cluster 353**


Sierra Oak 58346  
Mustang Slate 70928  
Mustang Slate 70998



**Hexagon Cluster 354**

Sierra Oak 58346  
Jura Stone 46110  
Mustang Slate 70998

**Big Hexagon /** 



**Big Hexagon 255**

Mustang Slate 70998




**Big Hexagon 256**

Sierra Oak 58346



**Big Hexagon 257**

Mustang Slate 70928



**Big Hexagon 259**

Country Oak 54991



**Big Hexagon 260**

Cloud Stone 46134  
Mustang Slate 70998  
Sierra Oak 58346



**Big Hexagon 261**

Sierra Oak 58346  
Cloud Stone 46134



**Big Hexagon 293**

Cloud Stone 46134



**Big Hexagon 294**

Cloud Stone 46244



**Big Hexagon 420**

Desert Crayola 46616  
Desert Crayola 46696  
Desert Crayola 46772

**Arrow /** 



**Arrow Line 370**

Blackjack Oak 22937  
Country Oak 54991



**Arrow Line 371**

Sierra Oak 58346  
Country Oak 54991




**Arrow Line 372**

Sierra Oak 58346  
Blackjack Oak 22937



**Arrow Line 373**

Blackjack Oak 22220  
Blackjack Oak 22937




**Arrow Drop 374**

Blackjack Oak 22937  
Country Oak 54991



**Arrow Drop 375**

Sierra Oak 58346  
Blackjack Oak 22937



**Arrow Drop 376**

Sierra Oak 58346  
Sierra Oak 58876



**Arrow Drop 377**

Blackjack Oak 22220  
Blackjack Oak 22937



**Arrow Line 421**

Mustang Slate 70998  
Mustang Slate 70928




**Arrow Line 425**

Mustang Slate 70998




**Diamond Cubes /** 




**Diamond Cubes 271**

Country Oak 54991  
Sierra Oak 58346  
Desert Crayola 46696



**Diamond Cubes 272**

Country Oak 54991  
Sierra Oak 58346  
Desert Crayola 46772




**Diamond Cubes 273**

Country Oak 54991  
Sierra Oak 58876  
Sierra Oak 58346



**Diamond Cubes 311**

Country Oak 54991  
Desert Crayola 46533  
Desert Crayola 46562



**Diamond Cubes 312**

Country Oak 54991  
Desert Crayola 46616  
Desert Crayola 46772



**Diamond Cubes 313**

Country Oak 54991  
Sierra Oak 58346  
Desert Crayola 46533




**Diamond Cubes 314**

Country Oak 54991  
Sierra Oak 58346  
Desert Crayola 46454



**Diamond Cubes 315**

Country Oak 54991  
Sierra Oak 58346  
Desert Crayola 46562




**Diamond Cubes 324**

Country Oak 54991  
Sierra Oak 58346  
Desert Crayola 46616



**Diamond Cubes 325**

Desert Crayola 46533  
Desert Crayola 46454  
Desert Crayola 46562



**Diamond Cubes 326**

Desert Crayola 46616  
Desert Crayola 46696  
Desert Crayola 46772



**Diamond Cubes 327**

Sierra Oak 58346  
Desert Crayola 46533  
Desert Crayola 46562



**Diamond Cubes 328**

Sierra Oak 58346  
Desert Crayola 46616  
Desert Crayola 46772

**Big Diamond /** 



**Big Diamond 355**

Country Oak 54991  
Sierra Oak 58346  
Cloud Stone 46244



**Big Diamond 356**

Country Oak 54991  
Sierra Oak 58346  
Cloud Stone 46854



**Big Diamond 357**

Country Oak 54991  
Sierra Oak 58346  
Sierra Oak 58876



**Big Diamond 417**

Desert Crayola 46772  
Cloud Stone 46854  
Jura Stone 46110



**Big Diamond 424**

Desert Crayola 46772  
Desert Crayola 46616  
Cloud Stone 46854

**Herringbone /** 



**Herringbone 329**

Desert Crayola 46454  
Desert Crayola 46533  
Desert Crayola 46562



**Herringbone 330**

Desert Crayola 46616  
Desert Crayola 46696  
Desert Crayola 46772

**Pepper /** 



**Pepper 358**

Country Oak 54991  
Country Oak 54991



**Pepper 359**

Sierra Oak 58346  
Sierra Oak 58346



**Pepper 360**

Sierra Oak 58346  
Sierra Oak 58346  
Country Oak 54991  
Country Oak 54991

138.

139.



140.




141.



## The Moduleo® quality.

Creative design is one thing. Let's not forget Moods floors also have great functional features in terms of comfort and performance. Moods is a luxury vinyl floor collection with the quality Moduleo is known for.



142.

143.

# CREATIVE DESIGN FLOORS

# Performance.

Waterproof & wear resistant

## FULLY WATER RESISTANT

Luxury Vinyl repels water, making a Moduleo floor the perfect solution for kitchens and bathrooms – and for every space at home for that matter. The floor is water resistant and easy to maintain.

# Design.

Beautifully creative

At this point, you've probably already seen how creative design floors take shape. In case you haven't: browse the Moods brochure to discover beautiful floor design.

# Comfort.

Soft & silent



## SOFT & WARM FEEL

The resilient layer of a Moods floor anticipates your body weight, offering you that soft feel underfoot. And it feels naturally warm too. Because a Moduleo Moods floor has great insulating qualities, its temperature remains comfortable in every season.

## UNDERFLOOR HEATING

Not warm enough? A Moduleo Moods floor is perfectly compatible with underfloor heating.

## SILENT ACOUSTICS

One of the main benefits of a Moduleo Moods floor is its acoustic comfort. Luxury Vinyl is resilient, so it reduces reflective walking sound and transmission sound to a very comfortable level. If you want to avoid any annoying noises indoors, Moduleo simply offers you the ultimate flooring solution.



## PROTECTIVE TOP LAYER

Your Moduleo Moods floor can take a beating. It is wear, scratch and stain resistant. The wear layer and patented Protectonite PU coating protect the design, prevent wear and limit scratches. It also repels dirt, dust mites and other allergens.

## NO INDENTATION

Although a Moduleo Moods floor is resilient, it has no indentation issues. The floor returns to its original state when weight or pressure from heels or furniture legs is reduced.

## EXCELLENT STABILITY

The patented system with strong glass fibre layer guarantees the high dimensional stability of a Moduleo Moods floor, resulting in minimal shrinkage and expansion due to variations in temperature or humidity.

## GUARANTEED QUALITY

When properly cared for, a Moduleo Moods floor is extremely durable. That's why we gladly offer you long-life warranty of 20 years.





## 146. The Installation.

Moduleo Moods floors are a smart flooring solution, easy to install.

## Installation Moduleo® Design Floors

### Dryback Traditional installation



This is the traditional installation method. The planks and tiles are glued with a special adhesive to a thoroughly prepared surface or underfloor that is hard, dry and flawless.

With a solvent-free glue you opt for a permanent flooring solution. First thoroughly prepare the subfloor until it is level, hard and dry.

We recommend having your floor installed by your Moduleo® dealer.



147.

### Choose the right underlay

We advise the use of an underlay as a leveller and to further improve sound dampening.

Specifically designed for the floating installation under Moduleo® LVT, Flex Pro offers a comprehensive solution to install Dryback without the need of adhesives. Its self-adhesive side guarantees a convenient installation: quick, clean and simple.



Time- & cost-saving:  
without adhesives  
and immediately walkable



Smooths out subfloor irregularities  
5mm in width, 2mm in height



Improved sound insulation  
 $\Delta L_w=10\text{dB}$  with 2.5mm Moduleo® Dryback



**More info?** Ask for the Flex Pro offer at Robert Malcolm.

# The Company.

Good design is sustainable.  
Moduleo Moods floors  
are entirely designed and  
engineered in our eco-friendly  
production plant in Avelgem,  
Belgium.

148.



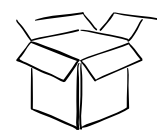
Research & development



Design



Manufacturing  
in Belgium



Packaging



Distribution





# Paving the way towards more sustainable flooring solutions contributing to the wellbeing of people

Moduleo sets the standard for future generations of luxury vinyl floors. We aim to stand out with on-trend design and innovative comfort. Our intention is clear: we want people to enjoy our floors. The people who walk, play and live on our vinyl floors are at the centre of everything we do.

150.

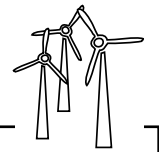
Moduleo luxury vinyl floors are produced in our vertically integrated factory in Avelgem (Belgium), which is specially constructed to enable us to produce flooring in a responsible manner. Unlike other producers we have full control over the design, production and logistics process.

Choosing Moduleo is making a choice for the future. Thinking sustainably and working from our very own purpose-built, eco-friendly

production plant are only some of the ways we are doing things differently, but they are our contribution to a better world and a more beautiful environment.



Moduleo is the residential luxury vinyl floor brand of IVC Group, a world leader in the development and manufacture of vinyl floors. Since 2015, the IVC Group has been part of Mohawk Industries Inc., the world's market leader in flooring.



**100% renewable energy** through our windmill and solar operations, and selective energy sourcing

## 100% renewable energy

While making flooring solutions, we rely on natural resources like the wind, water, air and sun as much as possible to reduce the environmental impact of our manufacturing process.

151.

### Wind



Our plant in Avelgem (Belgium) is equipped with 3 wind turbines that generate around 11 GWh of renewable energy a year (as much as the yearly consumption of 3000 households). With this clean energy, we power our own production facilities and electric trucks, and give back to the grid.

### Water



The manufacture of high-grade vinyl floor requires cooling water to absorb heat in the different stages of production. We use surface water from the nearby river Scheldt as a secondary coolant. With a minimal amount of energy, river water is pumped up and sent along the closed-loop flow.

### Air



Producing luxury vinyl floors requires cooling agents lower than those afforded by the river Scheldt. We use natural refrigerants: biodegradable gases that are perfectly safe and harmless to the ozone layer.

### Sun



Our Flooring Development Centre in Waregem is sustainable, not only through ventilation with heat recovery, free-cooling system and intelligent LED lighting, but also by installing solar panels on the roofs of the adjoining warehouses.

**Thanks to the smart use of green energy, our plant in Avelgem is one of the most eco-friendly vinyl flooring plants in the world.**

## 152. Explore Moduleo®.

There's more to Moduleo® than design floors: discover our engineered vinyl floors, let your inspiration roam free and bring your ideas to life online.

## Get inspired on moduleo.com

---



### Brochures

Find and download our flooring brochures at [www.moduleo.com](http://www.moduleo.com). They feature our full range with wood and stone finishes across our incredible Select, Transform and Impress design floor collections, as well as our creative Moods® studio.

## Ask for samples

---

You've narrowed down your choice to a few designs. Now you want to see what your floor will look like in your interior. Great idea.

Contact [info@robertmalcolm.co.nz](mailto:info@robertmalcolm.co.nz)



153.





contact: [info@robertmalcolm.co.nz](mailto:info@robertmalcolm.co.nz)



contact: [info@robertmalcolm.co.nz](mailto:info@robertmalcolm.co.nz)